

DESCRIPTION

The Galleon™ LED luminaire delivers exceptional performance in a highly scalable, low-profile design. Patented, high-efficiency AccuLED Optics™ system provides uniform and energy conscious illumination to walkways, parking lots, roadways, building areas and security lighting applications. IP66 rated and UL/cUL Listed for wet locations.

Catalog #		Type
Project		
Comments		Date
Prepared by		

SPECIFICATION FEATURES

Construction

Extruded aluminum driver enclosure thermally isolated from Light Squares for optimal thermal performance. Heavy-wall, die-cast aluminum end caps enclose housing and die-cast aluminum heat sinks. A unique, patent pending interlocking housing and heat sink provides scalability with superior structural rigidity. 3G vibration tested and rated. Optional tool-less hardware available for ease of entry into electrical chamber. Housing is IP66 rated.

Optics

Patented, high-efficiency injection-molded AccuLED Optics technology. Optics are precisely designed to shape the distribution maximizing efficiency and application spacing. AccuLED Optics create consistent distributions with the scalability to meet customized application requirements. Offered standard in 4000K (+/- 275K) CCT 70 CRI. Optional 3000K, 5000K and 6000K CCT.

Electrical

LED drivers are mounted to removable tray assembly for ease of maintenance. 120-277V 50/60Hz, 347V 60Hz or 480V 60Hz operation. 480V is compatible for use with 480V Wye systems only. Standard with 0-10V dimming. Shipped standard with Eaton proprietary circuit module designed to withstand 10kV of transient line surge. The Galleon LED luminaire is suitable for operation in -40°C to 40°C ambient environments. For applications with ambient temperatures exceeding 40°C, specify the HA (High Ambient) option. Light Squares are IP66 rated. Greater than 90% lumen maintenance expected at 60,000 hours. Available in standard 1A drive current and optional 600mA, 800mA and 1200mA drive currents (nominal).

Mounting

STANDARD ARM MOUNT: Extruded aluminum arm includes internal bolt guides allowing for easy positioning of fixture during mounting. When mounting two or more luminaires at 90° and 120° apart, the EA extended arm may be required. Refer to the

arm mounting requirement table. Round pole adapter included. For wall mounting, specify wall mount bracket option. **QUICK MOUNT ARM:** Adapter is bolted directly to the pole. Quick mount arm slide into place on the adapter and is secured via two screws, facilitating quick and easy installation. The versatile, patent pending, quick mount arm accommodates multiple drill patterns ranging from 1-1/2" to 4-7/8". Removal of the door on the quick mount arm enables wiring of the fixture without having to access the driver compartment. A knock-out enables round pole mounting.

Finish

Housing finished in super durable TGIC polyester powder coat paint, 2.5 mil nominal thickness for superior protection against fade and wear. Heat sink is powder coated black. Standard housing colors include black, bronze, grey, white, dark platinum and graphite metallic. RAL and custom color matches available.

Warranty

Five-year warranty.



GLEON GALLEON LED

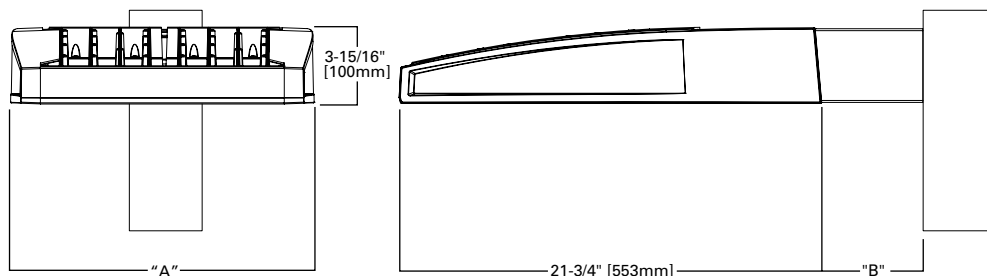
1-10 Light Squares
Solid State LED

AREA/SITE LUMINAIRE



LumenSafe Technology
[CLICK HERE](#)

DIMENSIONS



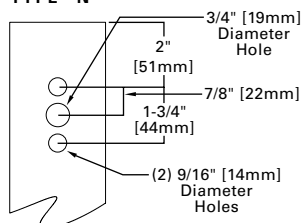
DIMENSION DATA

Number of Light Squares	"A" Width	"B" Standard Arm Length	"B" Optional Arm Length ¹	Weight with Arm (lbs.)	EPA with Arm ² (Sq. Ft.)
1-4	15-1/2" (394mm)	7" (178mm)	10" (254mm)	33 (15.0 kgs.)	0.96
5-6	21-5/8" (549mm)	7" (178mm)	10" (254mm)	44 (20.0 kgs.)	1.00
7-8	27-5/8" (702mm)	7" (178mm)	13" (330mm)	54 (24.5 kgs.)	1.07
9-10	33-3/4" (857mm)	7" (178mm)	16" (406mm)	63 (28.6 kgs.)	1.12

NOTES: 1. Optional arm length to be used when mounting two fixtures at 90° on a single pole. 2. EPA calculated with optional arm length.

DRILLING PATTERN

TYPE "N"



CERTIFICATION DATA

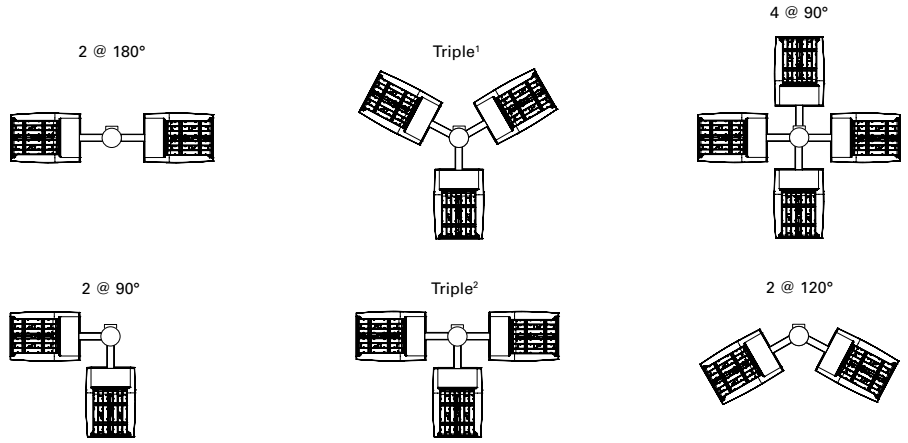
UL/cUL Wet Location Listed
ISO 9001
LM79 / LM80 Compliant
3G Vibration Rated
IP66 Rated
DesignLights Consortium® Qualified*

ENERGY DATA

Electronic LED Driver
>0.9 Power Factor
<20% Total Harmonic Distortion
120V-277V 50/60Hz
347V & 480V 60Hz
-40°C Min. Temperature
40°C Max. Temperature
50°C Max. Temperature (HA Option)

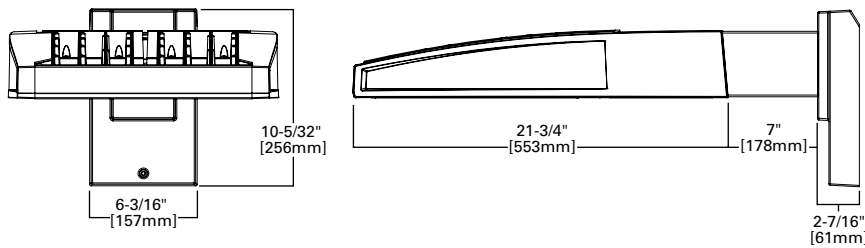
ARM MOUNTING REQUIREMENTS

Configuration	90° Apart	120° Apart
GLEON-AF-01	7" Arm (Standard)	7" Arm (Standard)
GLEON-AF-02	7" Arm (Standard)	7" Arm (Standard)
GLEON-AF-03	7" Arm (Standard)	7" Arm (Standard)
GLEON-AF-04	7" Arm (Standard)	7" Arm (Standard)
GLEON-AF-05	10" Extended Arm (Required)	7" Arm (Standard)
GLEON-AF-06	10" Extended Arm (Required)	7" Arm (Standard)
GLEON-AF-07	13" Extended Arm (Required)	13" Extended Arm (Required)
GLEON-AF-08	13" Extended Arm (Required)	13" Extended Arm (Required)
GLEON-AF-09	16" Extended Arm (Required)	16" Extended Arm (Required)
GLEON-AF-10	16" Extended Arm (Required)	16" Extended Arm (Required)

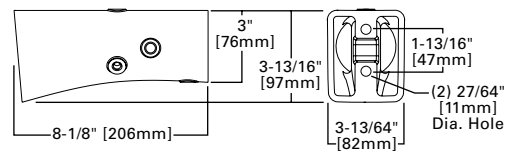


NOTES: 1 Round poles are 3 @ 120°. Square poles are 3 @ 90°. 2 Round poles are 3 @ 90°.

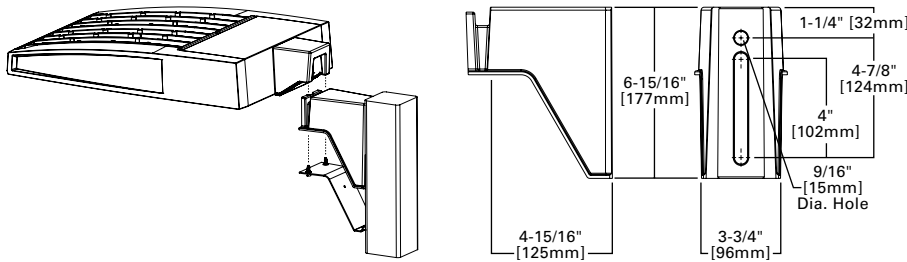
STANDARD WALL MOUNT



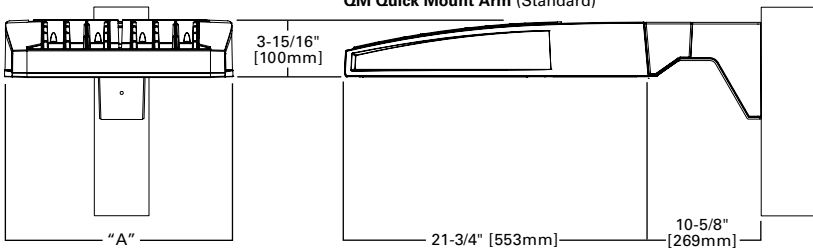
MAST ARM MOUNT



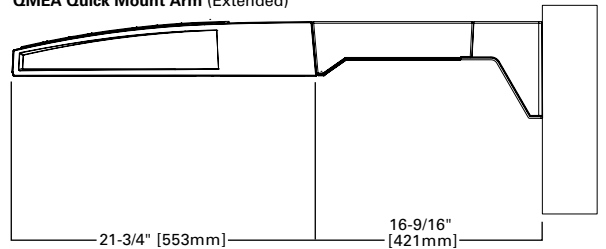
QUICK MOUNT ARM (INCLUDES FIXTURE ADAPTER)



QM Quick Mount Arm (Standard)



QMEA Quick Mount Arm (Extended)

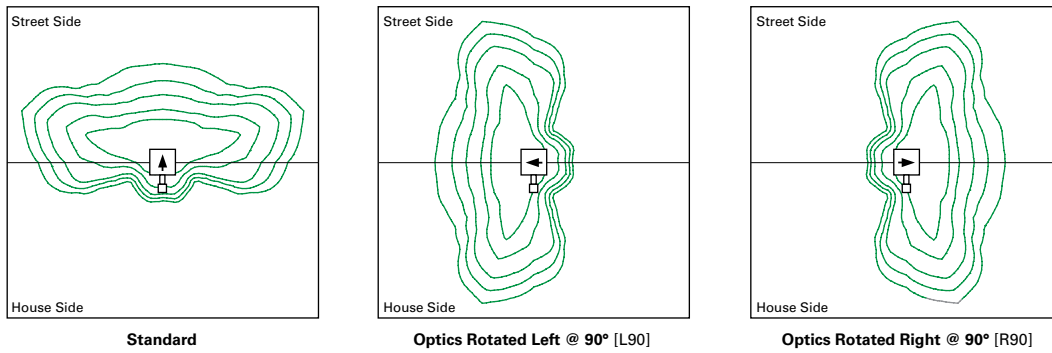


QUICK MOUNT ARM DATA

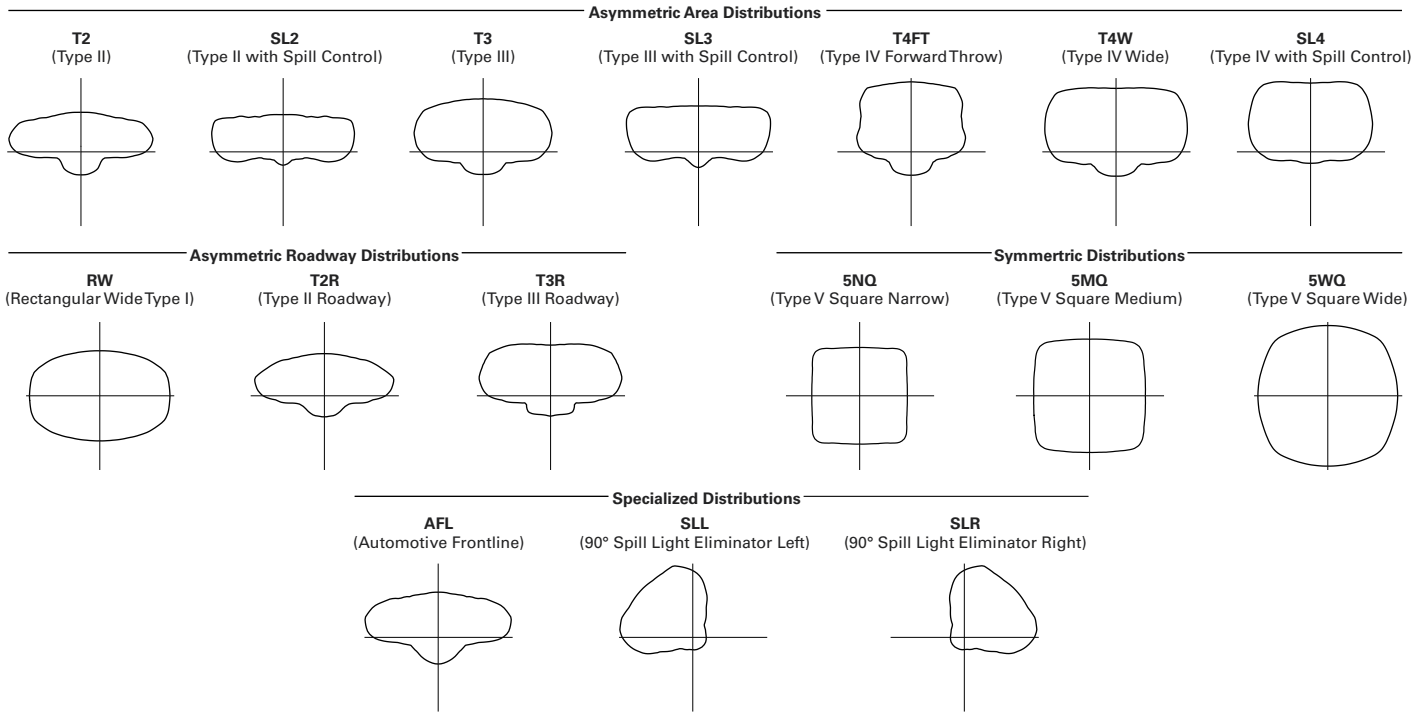
Number of Light Squares ^{1,2}	"A" Width	Weight with QM Arm (lbs.)	Weight with QMEA Arm (lbs.)	EPA (Sq. Ft.)
1-4	15-1/2" (394mm)	35 (15.91 kgs.)	38 (17.27 kgs.)	1.11
5-6 ³	21-5/8" (549mm)	46 (20.91 kgs.)	49 (22.27 kgs.)	
7-8	27-5/8" (702mm)	56 (25.45 kgs.)	59 (26.82 kgs.)	

NOTES: 1 QM option available with 1-8 light square configurations. 2 QMEA option available with 1-6 light square configurations. 3 QMEA arm to be used when mounting two fixtures at 90° on a single pole.

OPTIC ORIENTATION



OPTICAL DISTRIBUTIONS

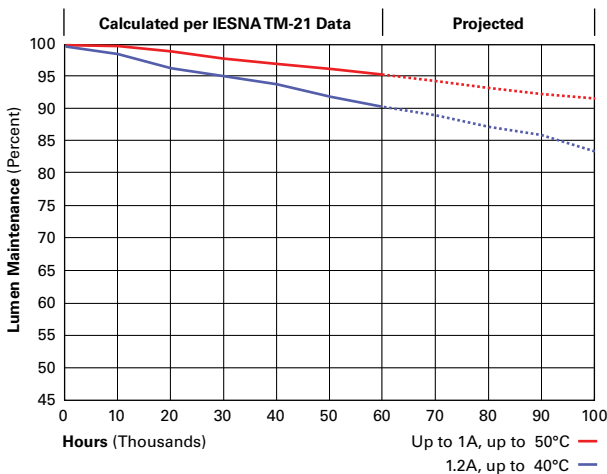


LUMEN MAINTENANCE

Drive Current	Ambient Temperature	TM-21 Lumen Maintenance (60,000 Hours)	Projected L70 (Hours)
Up to 1A	Up to 50°C	> 95%	416,000
1.2A	Up to 40°C	> 90%	205,000

LUMEN MULTIPLIER

Ambient Temperature	Lumen Multiplier
0°C	1.02
10°C	1.01
25°C	1.00
40°C	0.99
50°C	0.97



NOMINAL POWER LUMENS (1.2A)

Number of Light Squares	1	2	3	4	5	6	7	8	9	10	
Nominal Power (Watts)	67	129	191	258	320	382	448	511	575	640	
Input Current @ 120V (A)	0.58	1.16	1.78	2.31	2.94	3.56	4.09	4.71	5.34	5.87	
Input Current @ 208V (A)	0.33	0.63	0.93	1.27	1.57	1.87	2.22	2.52	2.8	3.14	
Input Current @ 240V (A)	0.29	0.55	0.80	1.10	1.35	1.61	1.93	2.18	2.41	2.71	
Input Current @ 277V (A)	0.25	0.48	0.70	0.96	1.18	1.39	1.69	1.90	2.09	2.36	
Input Current @ 347V (A)	0.20	0.39	0.57	0.78	0.96	1.15	1.36	1.54	1.72	1.92	
Input Current @ 480V (A)	0.15	0.30	0.43	0.60	0.73	0.85	1.03	1.16	1.28	1.45	
Optics											
T2	4000K/5000K Lumens	6,863	13,412	20,011	26,441	32,761	39,205	46,364	52,534	58,601	64,880
	3000K Lumens	6,489	12,681	18,919	25,000	30,974	37,066	43,836	49,668	55,405	61,341
	BUG Rating	B1-U0-G2	B2-U0-G2	B3-U0-G3	B3-U0-G4	B3-U0-G4	B3-U0-G4	B4-U0-G5	B4-U0-G5	B4-U0-G5	B4-U0-G5
T2R	4000K/5000K Lumens	7,285	14,238	21,246	28,072	34,780	41,621	49,221	55,770	62,212	68,878
	3000K Lumens	6,888	13,462	20,087	26,541	32,884	39,351	46,537	52,729	58,819	65,122
	BUG Rating	B1-U0-G1	B2-U0-G2	B2-U0-G3	B3-U0-G3	B3-U0-G4	B3-U0-G4	B3-U0-G4	B3-U0-G5	B4-U0-G5	B4-U0-G5
T3	4000K/5000K Lumens	6,995	13,670	20,397	26,951	33,391	39,959	47,256	53,544	59,728	66,130
	3000K Lumens	6,613	12,924	19,284	25,480	31,570	37,780	44,679	50,624	56,471	62,524
	BUG Rating	B1-U0-G2	B2-U0-G2	B3-U0-G3	B3-U0-G4	B3-U0-G4	B3-U0-G5	B4-U0-G5	B4-U0-G5	B4-U0-G5	B4-U0-G5
T3R	4000K/5000K Lumens	7,150	13,973	20,850	27,549	34,134	40,846	48,307	54,734	61,056	67,598
	3000K Lumens	6,761	13,212	19,713	26,046	32,272	38,619	45,673	51,750	57,726	63,911
	BUG Rating	B1-U0-G2	B2-U0-G2	B2-U0-G3	B3-U0-G4	B3-U0-G4	B3-U0-G5	B3-U0-G5	B3-U0-G5	B4-U0-G5	B4-U0-G5
T4FT	4000K/5000K Lumens	7,036	13,748	20,515	27,107	33,586	40,191	47,530	53,854	60,074	66,512
	3000K Lumens	6,652	12,999	19,397	25,629	31,754	37,999	44,938	50,917	56,797	62,885
	BUG Rating	B1-U0-G2	B2-U0-G3	B2-U0-G4	B3-U0-G4	B3-U0-G5	B3-U0-G5	B3-U0-G5	B3-U0-G5	B4-U0-G5	B4-U0-G5
T4W	4000K/5000K Lumens	6,945	13,571	20,249	26,756	33,152	39,671	46,917	53,160	59,298	65,653
	3000K Lumens	6,566	12,831	19,146	25,297	31,344	37,508	44,358	50,260	56,064	62,072
	BUG Rating	B1-U0-G2	B2-U0-G3	B3-U0-G4	B3-U0-G4	B3-U0-G5	B3-U0-G5	B4-U0-G5	B4-U0-G5	B4-U0-G5	B4-U0-G5
SL2	4000K/5000K Lumens	6,851	13,388	19,977	26,396	32,704	39,137	46,283	52,444	58,498	64,768
	3000K Lumens	6,477	12,658	18,888	24,957	30,920	37,003	43,759	49,584	55,308	61,235
	BUG Rating	B1-U0-G2	B2-U0-G3	B3-U0-G3	B3-U0-G4	B3-U0-G4	B3-U0-G5	B4-U0-G5	B4-U0-G5	B4-U0-G5	B4-U0-G5
SL3	4000K/5000K Lumens	6,994	13,668	20,394	26,947	33,388	39,953	47,249	53,537	59,720	66,119
	3000K Lumens	6,612	12,922	19,281	25,477	31,567	37,774	44,673	50,618	56,463	62,514
	BUG Rating	B1-U0-G2	B2-U0-G3	B2-U0-G3	B3-U0-G4	B3-U0-G5	B3-U0-G5	B3-U0-G5	B3-U0-G5	B4-U0-G5	B4-U0-G5
SL4	4000K/5000K Lumens	6,645	12,986	19,378	25,603	31,723	37,962	44,893	50,868	56,743	62,824
	3000K Lumens	6,282	12,279	18,321	24,207	29,993	35,892	42,445	48,094	53,648	59,398
	BUG Rating	B1-U0-G2	B1-U0-G3	B2-U0-G4	B2-U0-G4	B2-U0-G5	B3-U0-G5	B3-U0-G5	B3-U0-G5	B3-U0-G5	B3-U0-G5
5NQ	4000K/5000K Lumens	7,214	14,097	21,036	27,795	34,437	41,210	48,734	55,220	61,597	68,199
	3000K Lumens	6,820	13,329	19,888	26,279	32,558	38,962	46,077	52,208	58,237	64,479
	BUG Rating	B3-U0-G1	B3-U0-G2	B4-U0-G2	B4-U0-G2	B5-U0-G2	B5-U0-G3	B5-U0-G3	B5-U0-G4	B5-U0-G4	B5-U0-G4
5MQ	4000K/5000K Lumens	7,347	14,356	21,423	28,306	35,071	41,969	49,632	56,237	62,730	69,454
	3000K Lumens	6,947	13,573	20,254	26,762	33,158	39,680	46,925	53,170	59,309	65,667
	BUG Rating	B3-U0-G1	B4-U0-G2	B4-U0-G2	B5-U0-G3	B5-U0-G4	B5-U0-G4	B5-U0-G4	B5-U0-G5	B5-U0-G5	B5-U0-G5
5WQ	4000K/5000K Lumens	7,366	14,396	21,480	28,381	35,164	42,080	49,765	56,386	62,898	69,639
	3000K Lumens	6,964	13,610	20,308	26,833	33,247	39,786	47,050	53,311	59,468	65,842
	BUG Rating	B3-U0-G2	B4-U0-G2	B5-U0-G3	B5-U0-G4	B5-U0-G4	B5-U0-G4	B5-U0-G5	B5-U0-G5	B5-U0-G5	B5-U0-G5
SLL/SLR	4000K/5000K Lumens	6,147	12,010	17,921	23,679	29,339	35,109	41,521	47,046	52,478	58,102
	3000K Lumens	5,811	11,355	16,944	22,388	27,739	33,194	39,256	44,479	49,617	54,933
	BUG Rating	B1-U0-G2	B2-U0-G3	B2-U0-G3	B3-U0-G4	B3-U0-G4	B3-U0-G5	B3-U0-G5	B3-U0-G5	B3-U0-G5	B3-U0-G5
RW	4000K/5000K Lumens	7,149	13,970	20,846	27,543	34,126	40,837	48,295	54,722	61,042	67,582
	3000K Lumens	6,760	13,208	19,709	26,041	32,264	38,610	45,661	51,738	57,713	63,897
	BUG Rating	B3-U0-G1	B3-U0-G2	B4-U0-G2	B4-U0-G2	B5-U0-G3	B5-U0-G3	B5-U0-G4	B5-U0-G4	B5-U0-G4	B5-U0-G4
AFL	4000K/5000K Lumens	7,175	14,021	20,921	27,643	34,249	40,986	48,470	54,920	61,262	67,828
	3000K Lumens	6,784	13,256	19,780	26,136	32,381	38,750	45,827	51,925	57,922	64,129
	BUG Rating	B1-U0-G1	B2-U0-G2	B2-U0-G2	B3-U0-G3	B3-U0-G3	B3-U0-G3	B3-U0-G3	B3-U0-G3	B4-U0-G4	B4-U0-G4

* Nominal data for 70 CRI.

NOMINAL POWER LUMENS (1A)

Number of Light Squares	1	2	3	4	5	6	7	8	9	10	
Nominal Power (Watts)	59	113	166	225	279	333	391	445	501	558	
Input Current @ 120V (A)	0.51	1.02	1.53	2.03	2.55	3.06	3.56	4.08	4.60	5.07	
Input Current @ 208V (A)	0.29	0.56	0.82	1.11	1.37	1.64	1.93	2.19	2.46	2.75	
Input Current @ 240V (A)	0.26	0.48	0.71	0.96	1.19	0.41	1.67	1.89	2.12	2.39	
Input Current @ 277V (A)	0.23	0.42	0.61	0.83	1.03	1.23	1.45	1.65	1.84	2.09	
Input Current @ 347V (A)	0.17	0.32	0.50	0.64	0.82	1.00	1.14	1.32	1.50	1.68	
Input Current @ 480V (A)	0.14	0.24	0.37	0.48	0.61	0.75	0.91	0.99	1.12	1.28	
Optics											
T2	4000K/5000K Lumens	6,256	12,225	18,242	24,104	29,865	35,739	42,265	47,888	53,420	59,144
	3000K Lumens	5,915	11,559	17,248	22,789	28,236	33,790	39,960	45,277	50,506	55,919
	BUG Rating	B1-U0-G2	B2-U0-G2	B3-U0-G3	B3-U0-G4	B3-U0-G4	B3-U0-G4	B4-U0-G5	B4-U0-G5	B4-U0-G5	B4-U0-G5
T2R	4000K/5000K Lumens	6,642	12,979	19,366	25,589	31,705	37,941	44,870	50,840	56,711	62,789
	3000K Lumens	6,280	12,271	18,311	24,193	29,976	35,872	42,423	48,068	53,619	59,365
	BUG Rating	B1-U0-G1	B2-U0-G2	B2-U0-G2	B3-U0-G3	B3-U0-G4	B3-U0-G4	B3-U0-G4	B3-U0-G5	B4-U0-G5	B4-U0-G5
T3	4000K/5000K Lumens	6,377	12,461	18,593	24,568	30,439	36,426	43,077	48,810	54,447	60,282
	3000K Lumens	-	-	-	-	-	-	-	-	-	-
	BUG Rating	B1-U0-G2	B2-U0-G2	B3-U0-G3	B3-U0-G4	B3-U0-G4	B3-U0-G5	B4-U0-G5	B4-U0-G5	B4-U0-G5	B4-U0-G5
T3R	4000K/5000K Lumens	6,518	12,739	19,006	25,113	31,116	37,235	44,036	49,895	55,658	61,622
	3000K Lumens	6,029	11,781	17,579	23,229	28,779	34,440	40,729	46,148	51,478	56,995
	BUG Rating	B1-U0-G2	B2-U0-G2	B2-U0-G3	B3-U0-G4	B3-U0-G4	B3-U0-G5	B3-U0-G5	B3-U0-G5	B4-U0-G5	B4-U0-G5
T4FT	4000K/5000K Lumens	6,414	12,533	18,702	24,710	30,616	36,637	43,328	49,093	54,763	60,631
	3000K Lumens	6,064	11,849	17,681	23,363	28,946	34,638	40,966	46,417	51,776	57,325
	BUG Rating	B1-U0-G2	B2-U0-G3	B2-U0-G4	B3-U0-G4	B3-U0-G5	B3-U0-G5	B3-U0-G5	B3-U0-G5	B4-U0-G5	B4-U0-G5
T4W	4000K/5000K Lumens	6,331	12,372	18,459	24,391	30,221	36,163	42,769	48,459	54,056	59,849
	3000K Lumens	5,986	11,697	17,452	23,061	28,572	34,192	40,436	45,817	51,108	56,585
	BUG Rating	B1-U0-G2	B2-U0-G3	B3-U0-G4	B3-U0-G4	B3-U0-G5	B3-U0-G5	B4-U0-G5	B4-U0-G5	B4-U0-G5	B4-U0-G5
SL2	4000K/5000K Lumens	6,245	12,205	18,212	24,062	29,813	35,677	42,192	47,807	53,326	59,042
	3000K Lumens	5,904	11,539	17,218	22,750	28,187	33,732	39,891	45,199	50,418	55,822
	BUG Rating	B1-U0-G2	B2-U0-G3	B3-U0-G3	B3-U0-G4	B3-U0-G4	B3-U0-G5	B4-U0-G5	B4-U0-G5	B4-U0-G5	B4-U0-G5
SL3	4000K/5000K Lumens	6,376	12,460	18,591	24,564	30,436	36,421	43,072	48,803	54,439	60,273
	3000K Lumens	6,028	11,780	17,578	23,224	28,776	34,435	40,723	46,141	51,471	56,986
	BUG Rating	B1-U0-G2	B2-U0-G3	B2-U0-G3	B3-U0-G4	B3-U0-G4	B3-U0-G5	B3-U0-G5	B3-U0-G5	B4-U0-G5	B4-U0-G5
SL4	4000K/5000K Lumens	6,058	11,838	17,664	23,340	28,918	34,605	40,924	46,370	51,727	57,269
	3000K Lumens	5,727	11,193	16,701	22,067	27,341	32,718	38,692	43,841	48,906	54,146
	BUG Rating	B1-U0-G2	B1-U0-G3	B2-U0-G4	B2-U0-G4	B2-U0-G5	B3-U0-G5	B3-U0-G5	B3-U0-G5	B3-U0-G5	B3-U0-G5
5NQ	4000K/5000K Lumens	6,577	12,851	19,176	25,336	31,392	37,566	44,426	50,337	56,151	62,170
	3000K Lumens	6,218	12,151	18,131	23,955	29,680	35,517	42,003	47,592	53,089	58,779
	BUG Rating	B2-U0-G1	B3-U0-G2	B4-U0-G2	B4-U0-G2	B5-U0-G2	B5-U0-G3	B5-U0-G3	B5-U0-G3	B5-U0-G4	B5-U0-G4
5MQ	4000K/5000K Lumens	6,697	13,088	19,528	25,803	31,970	38,258	45,243	51,264	57,185	63,313
	3000K Lumens	6,332	12,374	18,463	24,395	30,227	36,171	42,776	48,468	54,066	59,861
	BUG Rating	B3-U0-G1	B4-U0-G2	B4-U0-G2	B5-U0-G3	B5-U0-G4	B5-U0-G4	B5-U0-G4	B5-U0-G5	B5-U0-G5	B5-U0-G5
5WQ	4000K/5000K Lumens	6,715	13,122	19,580	25,871	32,055	38,360	45,365	51,401	57,337	63,482
	3000K Lumens	6,348	12,406	18,513	24,461	30,307	36,268	42,891	48,599	54,210	60,021
	BUG Rating	B3-U0-G2	B4-U0-G2	B5-U0-G3	B5-U0-G3	B5-U0-G4	B5-U0-G4	B5-U0-G5	B5-U0-G5	B5-U0-G5	B5-U0-G5
SLL/SLR	4000K/5000K Lumens	5,604	10,949	16,337	21,586	26,745	32,004	37,850	42,886	47,838	52,965
	3000K Lumens	5,298	10,351	15,446	20,409	25,287	30,258	35,786	40,547	45,229	50,077
	BUG Rating	B1-U0-G2	B1-U0-G3	B2-U0-G3	B2-U0-G4	B3-U0-G4	B3-U0-G5	B3-U0-G5	B3-U0-G5	B3-U0-G5	B3-U0-G5
RW	4000K/5000K Lumens	6,517	12,735	19,002	25,107	31,109	37,227	44,025	49,883	55,644	61,607
	3000K Lumens	6,162	12,040	17,965	23,738	29,413	35,197	41,623	47,163	52,609	58,247
	BUG Rating	B3-U0-G1	B3-U0-G2	B4-U0-G2	B4-U0-G2	B5-U0-G3	B5-U0-G3	B5-U0-G3	B5-U0-G4	B5-U0-G4	B5-U0-G4
AFL	4000K/5000K Lumens	6,541	12,781	19,072	25,199	31,221	37,362	44,185	50,065	55,846	61,831
	3000K Lumens	6,184	12,084	18,032	23,825	29,519	35,325	41,775	47,334	52,801	58,459
	BUG Rating	B1-U0-G1	B2-U0-G2	B2-U0-G2	B3-U0-G2	B3-U0-G3	B3-U0-G3	B3-U0-G3	B3-U0-G3	B4-U0-G4	B4-U0-G4

* Nominal data for 70 CRI.

NOMINAL POWER LUMENS (800MA)

Number of Light Squares	1	2	3	4	5	6	7	8	9	10	
Nominal Power (Watts)	44	85	124	171	210	249	295	334	374	419	
Input Current @ 120V (A)	0.39	0.77	1.13	1.54	1.90	2.26	2.67	3.03	3.39	3.80	
Input Current @ 208V (A)	0.22	0.44	0.62	0.88	1.06	1.24	1.50	1.68	1.87	2.12	
Input Current @ 240V (A)	0.19	0.38	0.54	0.76	0.92	1.08	1.30	1.46	1.62	1.84	
Input Current @ 277V (A)	0.17	0.36	0.47	0.72	0.83	0.95	1.19	1.31	1.42	1.67	
Input Current @ 347V (A)	0.15	0.24	0.38	0.49	0.63	0.77	0.87	1.01	1.15	1.52	
Input Current @ 480V (A)	0.11	0.18	0.29	0.37	0.48	0.59	0.66	0.77	0.88	0.96	
Optics											
T2	4000K/5000K Lumens	5,054	9,878	14,739	19,475	24,129	28,875	34,148	38,691	43,159	47,785
	3000K Lumens	4,779	9,338	13,935	18,412	22,813	27,301	32,286	36,581	40,805	45,179
	BUG Rating	B1-U0-G1	B2-U0-G2	B2-U0-G2	B3-U0-G3	B3-U0-G3	B3-U0-G4	B3-U0-G4	B3-U0-G4	B4-U0-G5	B4-U0-G5
T2R	4000K/5000K Lumens	5,366	10,486	15,647	20,675	25,616	30,654	36,252	41,076	45,819	50,730
	3000K Lumens	5,074	9,914	14,794	19,548	24,218	28,982	34,276	38,835	43,320	47,964
	BUG Rating	B1-U0-G1	B1-U0-G2	B2-U0-G2	B2-U0-G2	B3-U0-G3	B3-U0-G3	B3-U0-G4	B3-U0-G4	B3-U0-G4	B3-U0-G5
T3	4000K/5000K Lumens	5,153	10,068	15,022	19,849	24,593	29,430	34,805	39,436	43,990	48,705
	3000K Lumens	4,872	9,519	14,203	18,766	23,251	27,825	32,907	37,285	41,591	46,048
	BUG Rating	B1-U0-G1	B2-U0-G2	B2-U0-G2	B3-U0-G3	B3-U0-G4	B3-U0-G4	B3-U0-G4	B3-U0-G5	B4-U0-G5	B4-U0-G5
T3R	4000K/5000K Lumens	5,266	10,292	15,356	20,290	25,140	30,084	35,578	40,312	44,968	49,786
	3000K Lumens	4,979	9,731	14,518	19,184	23,769	28,443	33,638	38,114	42,516	47,071
	BUG Rating	B1-U0-G2	B1-U0-G2	B2-U0-G3	B2-U0-G3	B3-U0-G4	B3-U0-G4	B3-U0-G5	B3-U0-G5	B3-U0-G5	B3-U0-G5
T4FT	4000K/5000K Lumens	5,182	10,126	15,109	19,964	24,736	29,600	35,006	39,664	44,245	48,987
	3000K Lumens	4,899	9,574	14,285	18,876	23,387	27,986	33,097	37,501	41,832	46,315
	BUG Rating	B1-U0-G2	B1-U0-G2	B2-U0-G3	B2-U0-G4	B3-U0-G4	B3-U0-G4	B3-U0-G5	B3-U0-G5	B3-U0-G5	B3-U0-G5
T4W	4000K/5000K Lumens	5,115	9,995	14,914	19,706	24,417	29,218	34,554	39,152	43,674	48,354
	3000K Lumens	4,836	9,450	14,100	18,631	23,085	27,624	32,670	37,017	41,292	45,717
	BUG Rating	B1-U0-G2	B2-U0-G2	B2-U0-G3	B3-U0-G4	B3-U0-G4	B3-U0-G4	B3-U0-G5	B3-U0-G5	B4-U0-G5	B4-U0-G5
SL2	4000K/5000K Lumens	5,046	9,860	14,713	19,441	24,087	28,825	34,089	38,625	43,085	47,702
	3000K Lumens	4,771	9,322	13,911	18,381	22,774	27,253	32,229	36,518	40,735	45,101
	BUG Rating	B1-U0-G1	B2-U0-G2	B2-U0-G3	B3-U0-G3	B3-U0-G4	B3-U0-G4	B3-U0-G4	B3-U0-G5	B3-U0-G5	B4-U0-G5
SL3	4000K/5000K Lumens	5,152	10,067	15,020	19,846	24,591	29,426	34,800	39,431	43,984	48,698
	3000K Lumens	4,871	9,518	14,200	18,764	23,249	27,822	32,902	37,280	41,585	46,042
	BUG Rating	B1-U0-G2	B1-U0-G2	B2-U0-G3	B2-U0-G3	B3-U0-G4	B3-U0-G4	B3-U0-G5	B3-U0-G5	B3-U0-G5	B3-U0-G5
SL4	4000K/5000K Lumens	4,894	9,565	14,271	18,857	23,364	27,959	33,065	37,465	41,792	46,270
	3000K Lumens	4,627	9,043	13,492	17,829	22,090	26,434	31,261	35,422	39,513	43,746
	BUG Rating	B1-U0-G2	B1-U0-G3	B1-U0-G3	B2-U0-G4	B2-U0-G4	B2-U0-G4	B2-U0-G5	B3-U0-G5	B3-U0-G5	B3-U0-G5
5NQ	4000K/5000K Lumens	5,313	10,383	15,493	20,470	25,363	30,351	35,893	40,669	45,367	50,229
	3000K Lumens	5,024	9,817	14,647	19,354	23,980	28,696	33,936	38,452	42,893	47,490
	BUG Rating	B2-U0-G1	B3-U0-G1	B3-U0-G2	B4-U0-G2	B4-U0-G2	B4-U0-G2	B5-U0-G3	B5-U0-G3	B5-U0-G3	B5-U0-G3
5MQ	4000K/5000K Lumens	5,411	10,574	15,778	20,848	25,830	30,911	36,554	41,418	46,202	51,154
	3000K Lumens	5,117	9,997	14,917	19,710	24,421	29,225	34,561	39,160	43,682	48,364
	BUG Rating	B3-U0-G1	B3-U0-G2	B4-U0-G2	B4-U0-G2	B5-U0-G3	B5-U0-G3	B5-U0-G4	B5-U0-G4	B5-U0-G4	B5-U0-G4
5WQ	4000K/5000K Lumens	5,426	10,603	15,820	20,903	25,899	30,992	36,652	41,529	46,325	51,290
	3000K Lumens	5,130	10,025	14,958	19,763	24,486	29,302	34,654	39,263	43,799	48,493
	BUG Rating	B3-U0-G1	B4-U0-G2	B4-U0-G2	B5-U0-G3	B5-U0-G3	B5-U0-G4	B5-U0-G4	B5-U0-G4	B5-U0-G5	B5-U0-G5
SLL/SLR	4000K/5000K Lumens	4,528	8,846	13,199	17,440	21,609	25,858	30,580	34,649	38,651	42,792
	3000K Lumens	4,281	8,364	12,480	16,489	20,430	24,448	28,912	32,759	36,543	40,459
	BUG Rating	B1-U0-G2	B1-U0-G2	B2-U0-G3	B2-U0-G3	B2-U0-G4	B3-U0-G4	B3-U0-G5	B3-U0-G5	B3-U0-G5	B3-U0-G5
RW	4000K/5000K Lumens	5,265	10,289	15,353	20,285	25,134	30,077	35,569	40,303	44,958	49,775
	3000K Lumens	4,978	9,727	14,516	19,179	23,763	28,437	33,629	38,105	42,506	47,060
	BUG Rating	B2-U0-G1	B3-U0-G1	B3-U0-G2	B4-U0-G2	B4-U0-G2	B4-U0-G2	B5-U0-G3	B5-U0-G3	B5-U0-G3	B5-U0-G4
AFL	4000K/5000K Lumens	5,285	10,327	15,409	20,360	25,225	30,186	35,699	40,450	45,120	49,956
	3000K Lumens	4,996	9,763	14,569	19,249	23,849	28,540	33,752	38,244	42,659	47,232
	BUG Rating	B1-U0-G1	B1-U0-G1	B2-U0-G2	B2-U0-G2	B3-U0-G2	B3-U0-G3	B3-U0-G3	B3-U0-G3	B3-U0-G3	B3-U0-G3

* Nominal data for 70 CRI.



Eaton
 1121 Highway 74 South
 Peachtree City, GA 30269
 P: 770-486-4800
 www.eaton.com/lighting

Specifications and
 dimensions subject to
 change without notice.

NOMINAL POWER LUMENS (600MA)

Number of Light Squares	1	2	3	4	5	6	7	8	9	10	
Nominal Power (Watts)	34	66	96	129	162	193	226	257	290	323	
Input Current @ 120V (A)	0.30	0.58	0.86	1.16	1.44	1.73	2.03	2.33	2.59	2.89	
Input Current @ 208V (A)	0.17	0.34	0.49	0.65	0.84	0.99	1.14	1.30	1.48	1.63	
Input Current @ 240V (A)	0.15	0.30	0.43	0.56	0.74	0.87	1.00	1.13	1.30	1.43	
Input Current @ 277V (A)	0.14	0.28	0.41	0.52	0.69	0.81	0.93	1.04	1.22	1.33	
Input Current @ 347V (A)	0.11	0.19	0.30	0.39	0.49	0.60	0.69	0.77	0.90	0.99	
Input Current @ 480V (A)	0.08	0.15	0.24	0.30	0.38	0.48	0.53	0.59	0.71	0.77	
Optics											
T2	4000K/5000K Lumens	4,121	8,055	12,019	15,881	19,676	23,547	27,847	31,552	35,196	38,967
	3000K Lumens	3,896	7,615	11,363	15,015	18,604	22,263	26,328	29,831	33,276	36,842
	BUG Rating	B1-U0-G1	B1-U0-G2	B2-U0-G2	B2-U0-G2	B3-U0-G3	B3-U0-G3	B3-U0-G4	B3-U0-G4	B3-U0-G4	B3-U0-G4
T2R	4000K/5000K Lumens	4,376	8,552	12,760	16,860	20,890	24,998	29,563	33,497	37,365	41,369
	3000K Lumens	4,138	8,085	12,064	15,941	19,751	23,635	27,951	31,670	35,328	39,113
	BUG Rating	B1-U0-G1	B1-U0-G2	B2-U0-G2	B2-U0-G2	B2-U0-G2	B3-U0-G3	B3-U0-G3	B3-U0-G4	B3-U0-G4	B3-U0-G4
T3	4000K/5000K Lumens	4,201	8,210	12,251	16,187	20,055	23,999	28,383	32,159	35,873	39,718
	3000K Lumens	3,973	7,763	11,583	15,304	18,961	22,691	26,835	30,406	33,916	37,552
	BUG Rating	B1-U0-G1	B1-U0-G2	B2-U0-G2	B2-U0-G3	B3-U0-G3	B3-U0-G4	B3-U0-G4	B3-U0-G4	B3-U0-G4	B3-U0-G5
T3R	4000K/5000K Lumens	4,294	8,393	12,523	16,546	20,501	24,532	29,014	32,875	36,671	40,600
	3000K Lumens	4,060	7,936	11,840	15,644	19,383	23,195	27,432	31,082	34,671	38,386
	BUG Rating	B1-U0-G1	B1-U0-G2	B2-U0-G2	B2-U0-G3	B2-U0-G3	B3-U0-G4	B3-U0-G4	B3-U0-G4	B3-U0-G5	B3-U0-G5
T4FT	4000K/5000K Lumens	4,226	8,257	12,321	16,280	20,172	24,139	28,547	32,346	36,082	39,948
	3000K Lumens	3,996	7,807	11,649	15,392	19,071	22,822	26,990	30,582	34,114	37,770
	BUG Rating	B1-U0-G1	B1-U0-G2	B2-U0-G2	B2-U0-G3	B2-U0-G4	B3-U0-G4	B3-U0-G4	B3-U0-G5	B3-U0-G5	B3-U0-G5
T4W	4000K/5000K Lumens	4,171	8,151	12,162	16,071	19,912	23,827	28,178	31,928	35,615	39,432
	3000K Lumens	3,943	7,706	11,498	15,194	18,825	22,527	26,642	30,187	33,673	37,281
	BUG Rating	B1-U0-G1	B2-U0-G2	B2-U0-G2	B2-U0-G3	B3-U0-G4	B3-U0-G4	B3-U0-G4	B3-U0-G5	B3-U0-G5	B3-U0-G5
SL2	4000K/5000K Lumens	4,114	8,041	11,998	15,854	19,643	23,506	27,799	31,498	35,135	38,901
	3000K Lumens	3,890	7,603	11,344	14,989	18,572	22,224	26,282	29,780	33,219	36,779
	BUG Rating	B1-U0-G1	B1-U0-G2	B2-U0-G3	B2-U0-G3	B3-U0-G3	B3-U0-G4	B3-U0-G4	B3-U0-G4	B3-U0-G4	B3-U0-G5
SL3	4000K/5000K Lumens	4,200	8,209	12,249	16,184	20,053	23,996	28,379	32,154	35,869	39,712
	3000K Lumens	3,972	7,762	11,580	15,302	18,960	22,688	26,831	30,400	33,913	37,546
	BUG Rating	B1-U0-G1	B1-U0-G2	B2-U0-G3	B2-U0-G3	B2-U0-G3	B3-U0-G4	B3-U0-G4	B3-U0-G4	B3-U0-G5	B3-U0-G5
SL4	4000K/5000K Lumens	3,992	7,799	11,638	15,378	19,053	22,801	26,964	30,552	34,081	37,733
	3000K Lumens	3,774	7,374	11,003	14,539	18,015	21,557	25,493	28,886	32,222	35,674
	BUG Rating	B1-U0-G2	B1-U0-G2	B1-U0-G3	B1-U0-G3	B2-U0-G4	B2-U0-G4	B2-U0-G4	B2-U0-G5	B2-U0-G5	B3-U0-G5
5NQ	4000K/5000K Lumens	4,333	8,467	12,634	16,694	20,683	24,751	29,271	33,166	36,996	40,961
	3000K Lumens	4,097	8,005	11,945	15,784	19,555	23,401	27,674	31,357	34,978	38,727
	BUG Rating	B2-U0-G1	B3-U0-G1	B3-U0-G1	B3-U0-G2	B4-U0-G2	B4-U0-G2	B4-U0-G2	B5-U0-G2	B5-U0-G3	B5-U0-G3
5MQ	4000K/5000K Lumens	4,413	8,622	12,867	17,000	21,064	25,207	29,810	33,777	37,677	41,715
	3000K Lumens	4,173	8,152	12,165	16,073	19,915	23,832	28,185	31,934	35,623	39,440
	BUG Rating	B3-U0-G1	B3-U0-G2	B4-U0-G2	B4-U0-G2	B4-U0-G2	B5-U0-G3	B5-U0-G3	B5-U0-G4	B5-U0-G4	B5-U0-G4
5WQ	4000K/5000K Lumens	4,424	8,646	12,900	17,046	21,120	25,274	29,890	33,866	37,778	41,826
	3000K Lumens	4,182	8,175	12,197	16,117	19,968	23,896	28,260	32,018	35,717	39,545
	BUG Rating	B3-U0-G1	B3-U0-G2	B4-U0-G2	B4-U0-G2	B5-U0-G3	B5-U0-G3	B5-U0-G4	B5-U0-G4	B5-U0-G4	B5-U0-G4
SLL/SLR	4000K/5000K Lumens	3,692	7,214	10,763	14,222	17,621	21,086	24,937	28,256	31,519	34,897
	3000K Lumens	3,491	6,820	10,176	13,447	16,660	19,937	23,577	26,715	29,800	32,994
	BUG Rating	B1-U0-G1	B1-U0-G2	B1-U0-G3	B2-U0-G3	B2-U0-G3	B2-U0-G4	B3-U0-G4	B3-U0-G4	B3-U0-G5	B3-U0-G5
RW	4000K/5000K Lumens	4,293	8,390	12,520	16,542	20,496	24,527	29,007	32,866	36,662	40,591
	3000K Lumens	4,059	7,932	11,837	15,640	19,378	23,189	27,425	31,074	34,662	38,377
	BUG Rating	B2-U0-G1	B3-U0-G1	B3-U0-G2	B4-U0-G2	B4-U0-G2	B4-U0-G2	B4-U0-G2	B5-U0-G3	B5-U0-G3	B5-U0-G3
AFL	4000K/5000K Lumens	4,310	8,421	12,566	16,602	20,571	24,616	29,112	32,986	36,795	40,738
	3000K Lumens	4,074	7,962	11,881	15,697	19,448	23,273	27,525	31,187	34,788	38,516
	BUG Rating	B1-U0-G1	B1-U0-G1	B2-U0-G2	B2-U0-G2	B2-U0-G2	B3-U0-G2	B3-U0-G3	B3-U0-G3	B3-U0-G3	B3-U0-G3

* Nominal data for 70 CRI.

CONTROL OPTIONS

0-10V (DIM)

This fixture is offered standard with 0-10V dimming driver(s). The DIM option provides 0-10V dimming wire leads for use with a lighting control panel or other control method.

Photocontrol (P, R and PER7)

Optional button-type photocontrol (P) and photocontrol receptacles (R and PER7) provide a flexible solution to enable "dusk-to-dawn" lighting by sensing light levels. Advanced control systems compatible with NEMA 7-pin standards can be utilized with the PER7 receptacle.

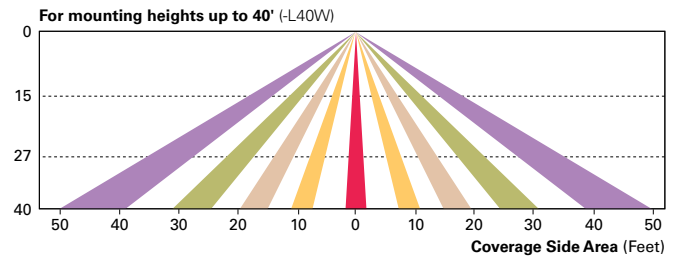
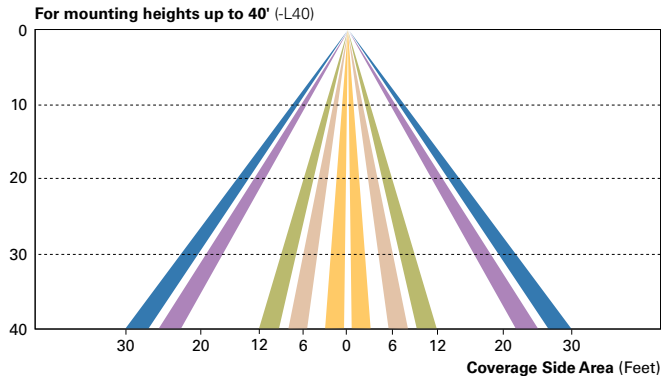
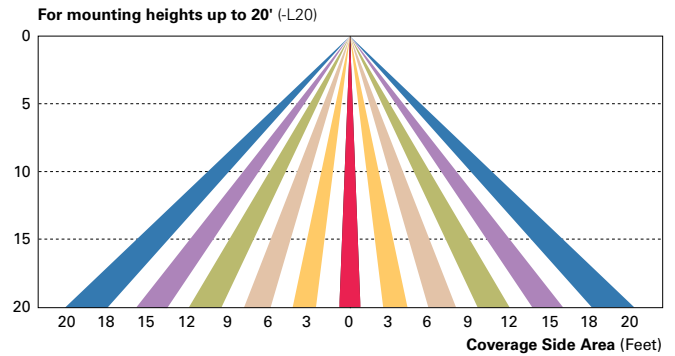
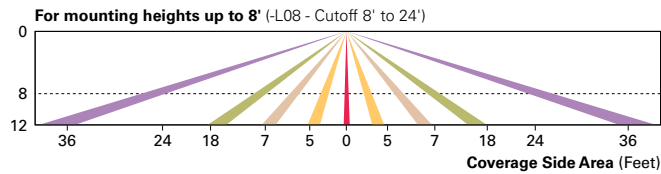
After Hours Dim (AHD)

This feature allows photocontrol-enabled luminaires to achieve additional energy savings by dimming during scheduled portions of the night. The dimming profile will automatically take effect after a "dusk-to-dawn" period has been calculated from the photocontrol input. Specify the desired dimming profile for a simple, factory-shipped dimming solution requiring no external control wiring. Reference the After Hours Dim supplemental guide for additional information.

Dimming Occupancy Sensor (MS/DIM-LXX, MS/X-LXX and MS-LXX)

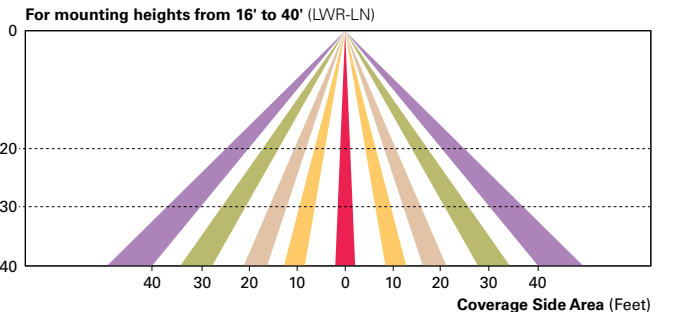
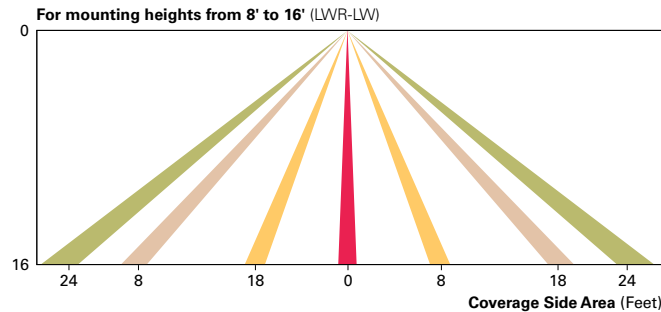
These sensors are factory installed in the luminaire housing. When the MS/DIM-LXX sensor option is selected, the occupancy sensor is connected to a dimming driver and the entire luminaire dims when there is no activity detected. When activity is detected, the luminaire returns to full light output. The MS/DIM sensor is factory preset to dim down to approximately 50 percent power with a time delay of five minutes. The MS-LXX sensor is factory preset to turn the luminaire off after five minutes of no activity. The MS/X-LXX is also preset for five minutes and only controls the specified number of light engines to maintain steady output from the remaining light engines.

These occupancy sensors includes an integral photocell that can be activated with the FSIR-100 accessory for "dusk-to-dawn" control or daylight harvesting - the factory preset is OFF. The FSIR-100 is a wireless tool utilized for changing the dimming level, time delay, sensitivity and other parameters. A variety of sensor lens are available to optimize the coverage. pattern for mounting heights from 8'-40'.



LumaWatt Pro Wireless Control and Monitoring System (LWR-LW and LWR-LN)

The Eaton's LumaWatt Pro powered by Enlighted is a connected lighting solution that combines a broad selection of energy-efficient LED luminaires with a powerful integrated wireless sensor system. The sensor controls the lighting system in compliance with the latest energy codes and collects valuable data about building performance and use. Software applications turn the granular data into information through energy dashboards and specialized apps that make it simple and help optimize the use of building resources, beyond lighting.



WaveLinx Wireless Outdoor Lighting Control Module (WOLC-7P-10A)

The 7-pin wireless outdoor lighting control module enables WaveLinx to control outdoor area, site and flood lighting. WaveLinx controls outdoor lighting using schedules to provide ON, OFF and dimming controls based on astronomical or time schedules based on a 7 day week.

LumenSafe Integrated Network Security Camera (LD)

Eaton brings ease of camera deployment to a whole new level. No additional wiring is needed beyond providing line power to the luminaire. A variety of networking options allows security integrators to design the optimal solution for active surveillance. As the ideal solution to meet the needs for active surveillance, the LumenSafe integrated network camera is a streamlined, outdoor-ready fixed dome that provides HDTV 1080p video. This IP camera is optimally designed for deployment in the video management system or security software platform of choice.

ORDERING INFORMATION


Sample Number: GLEON-AF-04-LED-E1-T3-GM-QM

Product Family ^{1,2}	Light Engine	Number of Light Squares ³	Lamp Type	Voltage	Distribution	Color	Mounting
GLEON=Galleon	AF=1A Drive Current	01=1 02=2 03=3 04=4 05=5 ⁴ 06=6 07=7 ⁵ 08=8 ⁵ 09=9 ⁶ 10=10 ⁶	LED=Solid State Light Emitting Diodes	E1=120-277V 347=347V ⁷ 480=480V ^{7,8}	T2=Type II T2R=Type II Roadway T3=Type III T3R=Type III Roadway T4T=Type IV Forward Throw T4W=Type IV Wide 5NQ=Type V Narrow 5MQ=Type V Square Medium 5WQ=Type V Square Wide SL2=Type II w/Spill Control SL3=Type III w/Spill Control SL4=Type IV w/Spill Control SLL=90° Spill Light Eliminator Left SLR=90° Spill Light Eliminator Right RW=Rectangular Wide Type I AFL=Automotive Frontline	AP=Grey BZ=Bronze BK=Black DP=Dark Platinum GM=Graphite Metallic WH=White	[Blank]=Arm for Round or Square Pole EA=Extended Arm ⁹ MA=Mast Arm Adapter ¹⁰ WM=Wall Mount QM=Quick Mount Arm (Standard Length) ¹¹ QMEA=Quick Mount Arm (Extended Length) ¹²

Options (Add as Suffix)	Accessories (Order Separately)
<p>7027=70 CRI 2700K¹³ 7030=70 CRI 3000K¹³ 8030=80 CRI 3000K¹⁴ 7050=70 CRI 5000K¹³ 7060=70 CRI 6000K¹³ 600=Drive Current Factory Set to Nominal 600mA¹⁵ 800=Drive Current Factory Set to Nominal 800mA¹⁵ 1200=Drive Current Factory Set to Nominal 1200mA^{15,16} F=Single Fuse (120, 277 or 347V. Must Specify Voltage) FF=Double Fuse (208, 240 or 480V. Must Specify Voltage) 2L=Two Circuits^{17,18} DIM=External 0-10V Dimming Leads^{19,20} P=Button Type Photocontrol (120, 208, 240 or 277V. Must Specify Voltage)²¹ PER7=NEMA 7-PIN Twistlock Photocontrol Receptacle²¹ R=NEMA Twistlock Photocontrol Receptacle²¹ AHD145=After Hours Dim, 5 Hours²² AHD245=After Hours Dim, 6 Hours²² AHD255=After Hours Dim, 7 Hours²² AHD355=After Hours Dim, 8 Hours²² HA=50°C High Ambient²³ MS/DIM-L08=Motion Sensor for Dimming Operation, Maximum 8' Mounting Height^{24,25} MS/DIM-L20=Motion Sensor for Dimming Operation, 9' - 20' Mounting Height^{24,26} MS/DIM-L40=Motion Sensor for Dimming Operation, 21' - 40' Mounting Height^{24,27} MS/DIM-L40W=Motion Sensor for Dimming Operation, 21' - 40' Mounting Height (Wide Range)^{24,28} MS/X-L08=Bi-Level Motion Sensor, Maximum 8' Mounting Height^{24,25,29} MS/X-L20=Bi-Level Motion Sensor, 9' - 20' Mounting Height^{24,26,29} MS/X-L40=Bi-Level Motion Sensor, 21' - 40' Mounting Height^{22,27,29} MS/X-L40W=Bi-Level Motion Sensor, 21' - 40' Mounting Height (Wide Range)^{24,28,29} MS-L08=Motion Sensor for ON/OFF Operation, Maximum 8' Mounting Height^{24,25} MS-L20=Motion Sensor for ON/OFF Operation, 9' - 20' Mounting Height^{24,26} MS-L40=Motion Sensor for ON/OFF Operation, 21' - 40' Mounting Height^{24,27} MS-L40W=Motion Sensor for ON/OFF Operation, 21' - 40' Mounting Height (Wide Range)^{24,28} LWR-LW=LumaWatt Pro Wireless Sensor, Wide Lens for 8' - 16' Mounting Height³⁰ LWR-LN=LumaWatt Pro Wireless Sensor, Narrow Lens for 16' - 40' Mounting Height³⁰ L90=Optics Rotated 90° Left R90=Optics Rotated 90° Right MT=Factory Installed Mesh Top TH=Tool-less Door Hardware LCF=Light Square Trim Plate Painted to Match Housing³¹ HSS=Factory Installed House Side Shield³² CE=CE Marking³³</p>	<p>OA/RA1016=NEMA Photocontrol Multi-Tap - 105-285V OA/RA1027=NEMA Photocontrol - 480V OA/RA1201=NEMA Photocontrol - 347V OA/RA1013=Photocontrol Shorting Cap OA/RA1014=120V Photocontrol MA1252=10kV Surge Module Replacement MA1036-XX=Single Tenon Adapter for 2-3/8" O.D. Tenon MA1037-XX=2 @ 180° Tenon Adapter for 2-3/8" O.D. Tenon MA1197-XX=3 @ 120° Tenon Adapter for 2-3/8" O.D. Tenon MA1188-XX=4 @ 90° Tenon Adapter for 2-3/8" O.D. Tenon MA1189-XX=2 @ 90° Tenon Adapter for 2-3/8" O.D. Tenon MA1190-XX=3 @ 90° Tenon Adapter for 2-3/8" O.D. Tenon MA1191-XX=2 @ 120° Tenon Adapter for 2-3/8" O.D. Tenon MA1038-XX=Single Tenon Adapter for 3-1/2" O.D. Tenon MA1039-XX=2 @ 180° Tenon Adapter for 3-1/2" O.D. Tenon MA1192-XX=3 @ 120° Tenon Adapter for 3-1/2" O.D. Tenon MA1193-XX=4 @ 90° Tenon Adapter for 3-1/2" O.D. Tenon MA1194-XX=2 @ 90° Tenon Adapter for 3-1/2" O.D. Tenon MA1195-XX=3 @ 90° Tenon Adapter for 3-1/2" O.D. Tenon FSIR-100=Wireless Configuration Tool for Occupancy Sensor²⁴ GLEON-MT1=Field Installed Mesh Top for 1-4 Light Squares GLEON-MT2=Field Installed Mesh Top for 5-6 Light Squares GLEON-MT3=Field Installed Mesh Top for 7-8 Light Squares GLEON-MT4=Field Installed Mesh Top for 9-10 Light Squares GLEON-QM=Quick Mount Arm Kit¹⁰ GLEON-QMEA=Quick Mount Extended Arm Kit¹¹ LS/HSS=Field Installed House Side Shield^{32,33} WOLC-7P-10A=WaveLinX Outdoor Control Module (7-pin)³⁵</p>

NOTES:
 1 Customer is responsible for engineering analysis to confirm pole and fixture compatibility for all applications. Refer to our white paper WP513001EN for additional support information. 2 DesignLights Consortium® Qualified. Refer to www.designlights.org Qualified Products List under Family Models for details. 3 Standard 4000K CCT and minimum 70 CRI. 4 Not compatible with MS/4-LXX or MS/1-LXX sensors. 5 Not compatible with extended quick mount arm (QMEA). 6 Not compatible with standard quick mount arm (QM) or extended quick mount arm (QMEA). 7 Requires the use of an internal step down transformer when combined with sensor options. Not available with sensor at 1200mA. Not available in combination with the HA high ambient and sensor options at 1A. 8 Only for use with 480V Wye systems. Per NEC, not for use with ungrounded systems, impedance grounded systems or corner grounded systems (commonly known as Three Phase Three Wire Delta, Three Phase High Leg Delta and Three Phase Corner Grounded Delta systems). 9 May be required when two or more luminaires are oriented on a 90° or 120° drilling pattern. Refer to arm mounting requirement table. 10 Factory installed. 11 Maximum 8 light squares. 12 Maximum 6 light squares. 13 Extended lead times apply. Use dedicated IES files for 2700K, 3000K, 5000K and 6000K when performing layouts. These files are published on the Galleon luminaire product page on the website. 14 Extended lead times apply. Use dedicated IES files for 2700K, 3000K, 5000K and 6000K when performing layouts. These files are published on the Galleon luminaire product page on the website. 15 1 Amp standard. Use dedicated IES files for 600mA, 800mA and 1200mA when performing layouts. These files are published on the Galleon luminaire product page on the website. 16 Not available with HA option. 17 2L is not available with MS, MS/X or MS/DIM at 347V or 480V. 2L in AF-02 through AF-04 requires a larger housing, normally used for AF-05 or AF-06. Extended arm option may be required when mounting two or more fixtures per pole at 90° or 120°. Refer to arm mounting requirement table. 18 Not available with LumaWatt Pro wireless sensors. 19 Cannot be used with other control options. 20 Low voltage control lead brought out 18" outside fixture. 21 Not available if any "MS" sensor is selected. Motion sensor has an integral photocell. 22 Requires the use of P photocontrol or the PER7 or R photocontrol receptacle with photocontrol accessory. See After Hours Dim supplemental guide for additional information. 23 50°C lumen maintenance data applies to 600mA, 800mA and 1A drive currents. 24 The FSIR-100 configuration tool is required to adjust parameters including high and low modes, sensitivity, time delay, cutoff and more. Consult your lighting representative at Eaton for more information. 25 Approximately 22" detection diameter at 8' mounting height. 26 Approximately 40" detection diameter at 20' mounting height. 27 Approximately 60" detection diameter at 40' mounting height. 28 Approximately 100" detection diameter at 40' mounting height. 29 Replace X with number of Light Squares operating in low output mode. 30 LumaWatt Pro wireless sensors are factory installed only requiring network components LWP-EM-1, LWP-GW-1 and LWP-PoE8 in appropriate quantities. See www.eaton.com/lighting for LumaWatt Pro application information. 31 Not available with house side shield (HSS). 32 Only for use with SL2, SL3, SL4 and AFL distributions. The Light Square trim plate is painted black when the HSS option is selected. 33 CE is not available with the LWR, MS, MS/X, MS/DIM, P, R or PER7 options. Available in 120-277V only. 34 One required for each Light Square. 35 Requires 7-pin NEMA twistlock photocontrol receptacle. The WOLC-7 cannot be used in conjunction with additional sensors or controls.

LumenSafe Integrated Network Security Camera Technology Options (Add as Suffix)

Product Family	Camera Type	Data Backhaul
L=LumenSafe Technology* 	D=Dome Camera	<p>C=Cellular, Customer Installed SIM Card A=Cellular, Factory Installed AT&T SIM Card V=Cellular, Factory Installed Verizon SIM Card S=Cellular, Factory Installed Sprint SIM Card</p> <p>R=Cellular, Factory Installed Rogers SIM Card W=Wi-Fi Networking w/ Omni-Directional Antenna E=Ethernet Networking</p>

*Consult LumenSafe system pages for additional details and compatibility. Not available with 9-10 light square housing. Not available with 347V, 480V or high ambient options.